


# THE NANOGRAM

Martha Jefferson Hospital Laboratory Services



Fall 2018



## Important Phone Numbers

Clinical Lab  
654-7170 or  
fax 654-7164

Anatomic Pathology  
Lab  
654-7955 or  
fax 654-7944

AP Client Services  
Representative,  
Noel Jorgensen  
654-5525

### DNV Survey

**Congratulations**  
to the SMJH staff!  
Our team did very  
well on our DNV  
survey that was  
conducted on  
August 30 and 31.

One of the  
surveyors noted,  
"SMJH is one of  
the best hospitals  
I've ever been to  
and I don't say that  
very often."

Great job by the  
entire Sentara  
Martha  
Jefferson  
Hospital team!

### Quarterly Newsletter on Website

This newsletter is from the Laboratory and will be distributed on a quarterly basis. It contains important information and news briefs concerning laboratory services. In addition to normal distribution, each issue will be posted at [www.cvillepathology.net](http://www.cvillepathology.net) under the News Brief section.


### SMJH Laboratory Hosts Many Students For Training Throughout The Year

SMJH Laboratory Services is committed to promoting and educating future laboratory professionals. Throughout the year, our staff participates and the hospital hosts many students that are seeking further education and a career in lab sciences.

Here is a list of Lab Services contributions to this education.

- SMJH is a host hospital for one Sentara Rockingham Memorial Hospital (SRMH) Medical Technology student per semester. (A semester runs from November– May and June to November.)
- SMJH is a host hospital for the SRMH Phlebotomy training.
- SMJH is a host hospital to one Histology technologist from the SRMH Histology program each year.
- SMJH Central Testing does various phlebotomy training for the Piedmont Virginia Community College (PVCC) phlebotomy program and for some of the new nursing hires at SMJH.
- SMJH Cytology has participated in the ODU Cytotechnology Program by having one or two students a year for a month each to complete a comprehensive Cytology rotation including screening GYN Pap slides, FNAs, NonGyns and other cytology skills including specimen processing and cover slipping.
- In addition, we have had several Laboratory personnel teach at the above mentioned programs.

SMJH will continue to support these programs. We are proud of our contributions and have benefited by hiring many of the students that we have trained for both Histotechs and Medical Technologists. If you have interest in any of these programs, please contact the lab and you can be directed to the program management.



### Safety Fair at Sentara Martha Jefferson Hospital

One of the SMJH Laboratory Safety Coaches, Jill Livingood MT (ASCP), worked a display at the fair that took place in the main lobby of the hospital on October 5th.

The lab safety booth was about safety coaches and their teams using their eyes to help identify safety issues and to pay attention to safety details. The booth also promoted the 5 Safety Habits.

*Pay Attention to Detail  
Communicate Clearly  
Have a Questioning Attitude  
Handoff Effectively  
Never Leave Your Wingman*



# LÓÓK

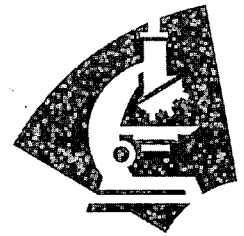
Visit Charlottesville Pathology's website at: [www.cvillepathology.net](http://www.cvillepathology.net)

# THE NANOGRAM

Martha Jefferson Hospital Laboratory Services



Fall 2018



## Lab Leaders

**Jeff Willy, MBA, MT (ASCP)**  
Director, Lab Services

**Carl Lake, MT (ASCP)**  
Lab Operations Manager

**Thea Alterman, MT (ASCP)**  
QC/QA Manager

**Debora House, MT (ASCP)**  
Lab Administrative Manager


**Sarah Harris, MSHS, MLT (ASCP)**  
Clinical Core Lab Manager

## Pathologists

**R. Hunt MacMillan III, MD**  
Retired June 30, 2018

**J. Tyler Green, MD**  
Director of Histology, Chemistry, Microbiology, and Blood Bank

**Laura Spinelli, MD**  
Medical Director, Lab Director of Cytology, Hematology, Serology, Coagulation, and Urinalysis



### **REMINDER: Instructions for Collecting a Stool Specimen.**

*Please share with patients that you are sending home to collect specimen and return to SMJH with the specimen.*

1. The best specimen is a fresh diarrheal stool. Specimens obtained with mineral oil, bismuth, or magnesium compounds are unsatisfactory for Ova & Parasite evaluation.
2. Collect stool specimen in clean, dry, plastic stool container. Stool may be collected in a clean bedpan and transferred to the collection container (avoid contamination with urine, soaps or disinfectants).

Pediatric specimens may be collected in a disposable diaper worn inside out (with the plastic covering against the child) and the specimen transferred to the collection container.

3. Specimens should be clearly labeled with the following information:

Patient's name AND Patient's date of birth

Date of collection \*\*\*\*\* **ON EACH BOTTLE**\*\*\*\*\*

Time of collection.

The laboratory will refuse any specimen that is not labeled correctly.

4. Specimens *MUST* be delivered to the SMJH Laboratory as soon as possible.

5. When transportation of the specimen will be delayed, use the **Para-Pak Enteric Transport System for collection of stool cultures. Use the Para-Pak MF Fixative collection kit for Ova & Parasites (O&P) specimens. Stool for WBC cannot be put in preservative, use clean specimen cup. Clostridium difficile must be collected in a clean specimen cup (return to MJH Laboratory within 24 hours of collection).**

*If you have questions, please contact the lab at 434-654-7170.*

### **Ordering HPV on Medicare Patients Reminders**

Cytology Services at SMJH Laboratory would like to remind offices and providers that Medicare does not pay for HPV for patients 65 and older, and only in special circumstances for patients 30 - 65. If HPV is requested on a Medicare patient, Cytology needs either a signed Advance Beneficiary Notice (ABN) with HPV added submitted with the specimen, or confirmation that special Medicare requirements have been met.

#### **NOTE about HPV and Medicare:**

- Cytology can't print ABNs with HPV on it (so it has to be handwritten on the ABN).

Please contact Cytology if you have any questions at 434-654-7188.

### **Outpatient Questionnaire in Central Testing for 2018**

Laboratory Services conducted their 2018 Outpatient Questionnaire during the summer. The results of the 3 question survey are below. Well done Central Testing!

Did your phlebotomist ask your name and date of birth? **99%**

Did your phlebotomist label your tubes in your presence? **99%**

Did you receive courteous and professional treatment from your laboratory staff? **100%**

### **BioPlex Analyzer**

As of July 2018, the following tests are performed on the BioPlex analyzer at SMJH:

**LAB 4475 ANA comprehensive Panel**  
**LAB4069 Scleroderma**

**LAB4094 DS DNA**  
**LAB4022 JO1**

If you have any questions, please call the laboratory at 434-654-7170.

**The next Nanogram newsletter will be Winter 2019 distributed in January 2019.**